

Series 847 Product Overview

Features:

- Pneumatic version of Series 247 manual clamps
- Switch ready for Ø4mm or 6,5mmX5mm sensors
- Built-in flow restriction eliminates need for external flow controls


Applications:

- Assembly
- Welding


Also Available:

- See page 8.1 for spindle accessories
- See page 13.1 for sensing options

847-U



847-S



Series 847 Technical Information, Holding Capacities

Model	Maximum Holding Capacity		Max. Exerting Force @ 5bar [72PSI]		Weight	Port Size	Spindle Accessory (Supplied)
	Inner	Outer	Inner	Outer			
847-U	[1000 lbf] 4450 N	[480 lbf] 2135 N	[948 lbf] 4248 N	[450 lbf] 2018 N	[8.93lb] 4,05kg	1/4 NPT	247109 (Flanged Washers)
847-S	[1000 lbf] 4450 N	[650 lbf] 2890 N		[426 lbf] 1912 N		1/4 NPT	247110 (Bolt Retainer)

See Technical Appendix Section for details.

Max Cylinder Pressure: 10bar [145psig]*

Max Operating Temp: -10°C to 90°C [-14°F to 194°F]

Replacement Seal Kit: 847450-50-1-00

*In no case should the inlet pressure be high enough to create an exerting force that exceed's the clamps' holding capacity.

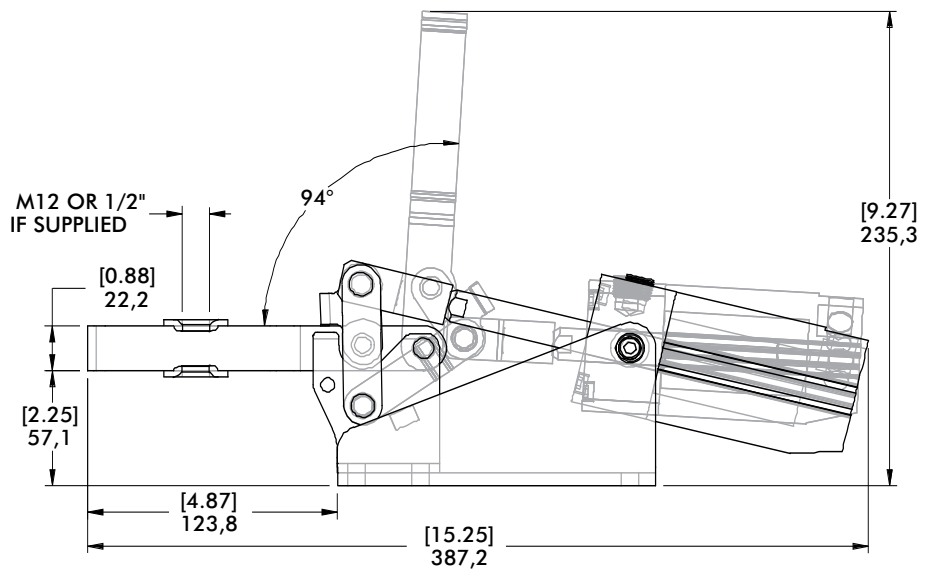
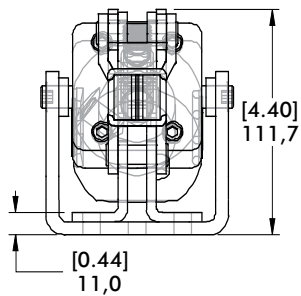
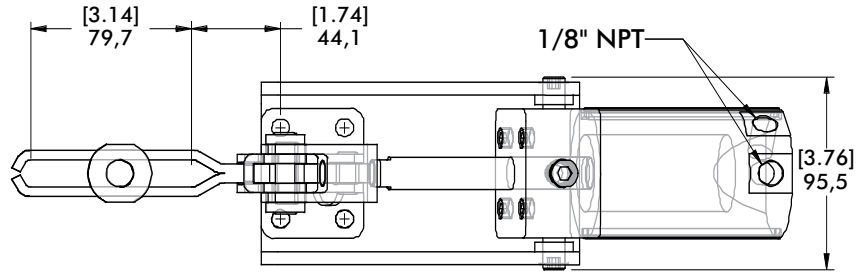

Sensor Accessories

	Item Number
Round Reed Switch with Quick Disconnect	810169
T-slot Reed Switch with Quick Disconnect	8EA-109-1
Quick Disconnect 2M Extension Cable	CABL-010
Quick Disconnect 5M Extension Cable	CABL-013

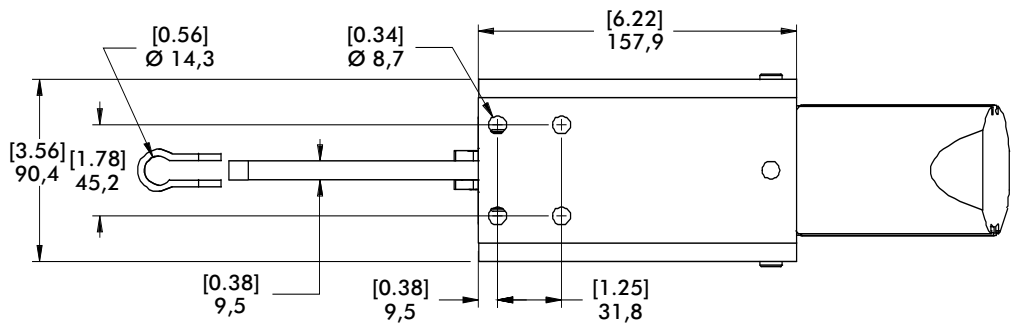
See Pneumatic Accessories section for more options

Series 847 Standard Clamp Dimensions
-U/-S

847-U



847-S



mm [INCH]
THIRD ANGLE PROJECTION