

T-Slot Style Product Overview

Features:

These clamps provide rapid height adjustment and positive holding. They are designed with a single-unit clamp head and base. The DE-STA-CO Carver T-Slot Clamp is one single assembly – there are no loose parts. When setting up, the safety lock on the back is released and the clamp lifted on the base to the desired height. When the clamp screw is turned, 100% of the force is transmitted to the work-piece. Backing off the clamp adjusting screw and releasing the safety lock and lifting the clamp head makes for rapid job changeover.

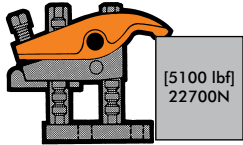
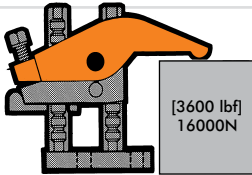
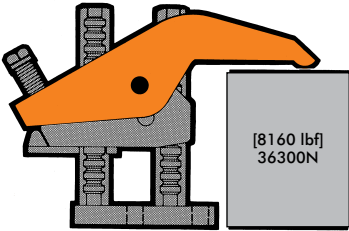
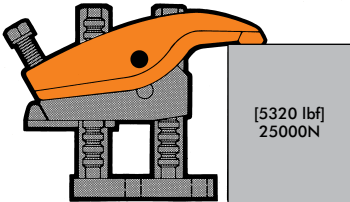


If the clamping height is more than [29.5in] 750mm the connector shown below will be delivered as standard equipment.

**MODEL T813400**



T-Slot Style Technical Information, Holding Capacities

Holding Capacity	Throat Depth		Working Height C		Model	Max. Torque	Accessories standard equipment	Weight [lbs.] kg
	a	b	min.	max.				
 [5100 lbf] 22700N	[0.55] 14	[1.30] 33	[0.50] 12	[4.00] 100	<b>T400-4</b>	36 ft. lbs. 49Nm	2 T-slot nuts with matching 14 mm bolt	[5.1] 2,3
			[0.50] 12	[6.00] 150	<b>T400-6</b>			[5.5] 2,5
			[2.00] 50	[8.00] 200	<b>T400-8</b>			[5.7] 2,6
 [3600 lbf] 16000N	[2.24] 57	[2.87] 73	[0.50] 12	[4.00] 100	<b>T600-4</b>	[30 ft. lbs.] 40Nm	2 T-slot nuts with matching 14 mm bolt	[5.9] 2,7
			[0.50] 12	[6.00] 150	<b>T600-6</b>			[6.4] 2,9
			[2.00] 50	[8.00] 200	<b>T600-8</b>			[6.6] 3,0
 [8160 lbf] 36300N	[1.73] 44	[2.68] 68	0	[6.00] 150	<b>T402-6</b>	[85 ft. lbs.] 115Nm	2 T-slot nuts with matching 18 mm bolt	[14.00] 6,4
			0	[12.00] 300	<b>T402-12</b>			[17.70] 8,0
			[6.00] 150	[18.00] 450	<b>T402-18</b>			[19.40] 8,8
			[12.00] 300	[24.00] 600	<b>T402-24</b>			[20.00] 9,0
 [5320 lbf] 25000N	[3.90] 99	[4.84] 123	0	[6.00] 150	<b>T602-6</b>	[70 ft. lbs.] 95Nm	2 T-slot nuts with matching 18 mm bolt	[16.00] 7,3
			0	[12.00] 300	<b>T602-12</b>			[19.80] 9,0
			[6.00] 150	[18.00] 450				[21.60] 9,8
			[12.00] 300	[24.00] 600	<b>T602-18</b>			[24.30] 11,0
			[18.00] 450	[30.00] 762				[28.00] 12,7

ⓘ Available upon request

**T-Slot Style Product Overview**

These clamps provide rapid height adjustment and positive holding. They are designed with a single-unit clamp head and base, providing up to [8000 lbf] 35.6kn. of positive holding capacity for workpieces up to 60" high. The design applies 100% of the screw force directly onto the workpiece far more than any strap clamp arrangement. Additionally, there is no searching for the correct riser block height. The DE-STA-CO Carver T-Slot Clamp is one single assembly – there are no loose parts.

When setting up, the safety lock on the back is released and the clamp lifted on the base to the desired height. When the clamp screw is turned, 100% of the force is transmitted to the workpiece. Backing off the clamp adjusting screw and releasing the safety lock and lifting the clamp head makes for rapid job changeover.

**Safety** – No loose parts. Clamp and base are one unit.  
 Higher clamping force holds parts more securely and safely.

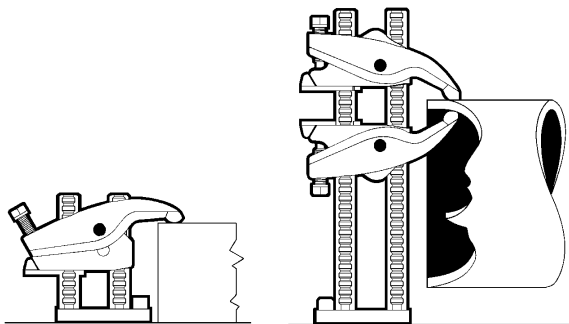
**Speed** – The clamp head adjusts much faster than an operator can select proper size spacers and bolts. Benefits include:

- Cuts set-up time by as much as 80%
- Reduces machine downtime
- Offers more rapid loading and unloading

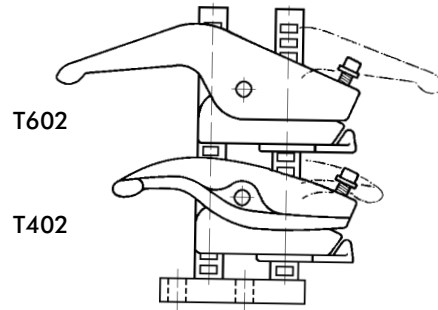
**Economy** – Tool tip technology and digital control have reduced machining time. Why lose these advantages on long set-up times? T-Slot clamps can reduce set-up time by as much as 80%. Benefit: Money saved.

**Ease of Operation** – Loosen adjusting screw and release safety catch to adjust height instantly.

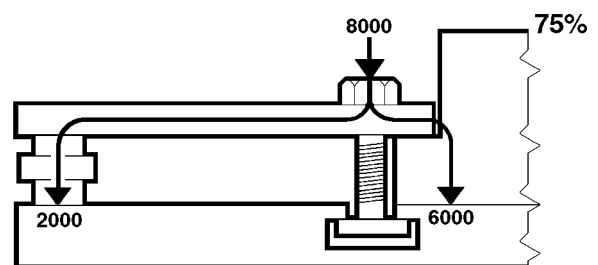
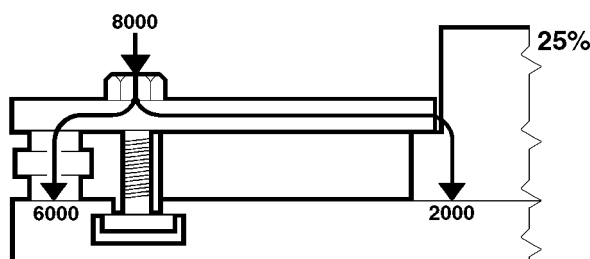
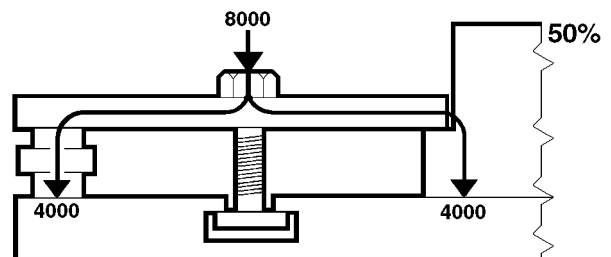
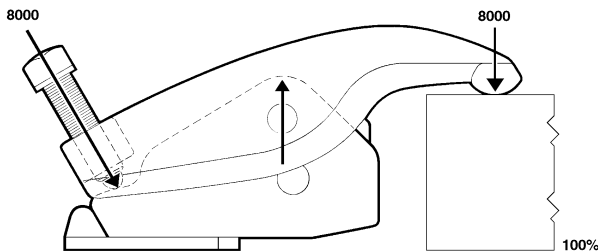
**Versatility** – Selection of bases gives clamping heights from 0" to 60". Two or more heads can be used on one base to position and hold down as well as support – ideal for fine height adjustment during set-up. Also eliminates riser blocks.



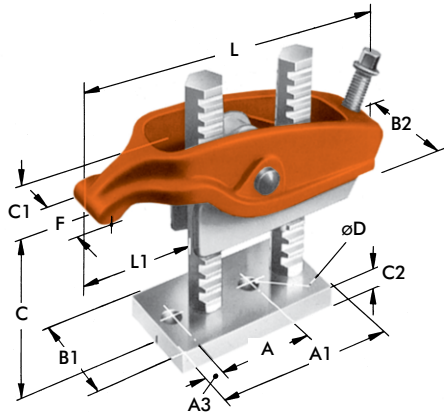
Ideal for use as manual die clamps. Eliminates the need for step blocks or riser blocks.



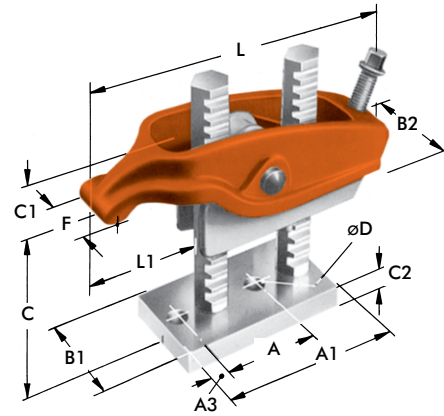
The T402 and T602 can be reversed on their bases to give added reach.



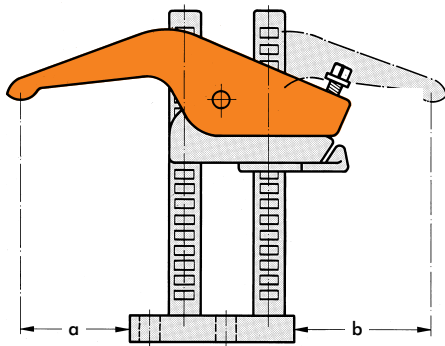
T-Slot Style Standard Clamp Dimensions



Model T400-..



Model T402-..



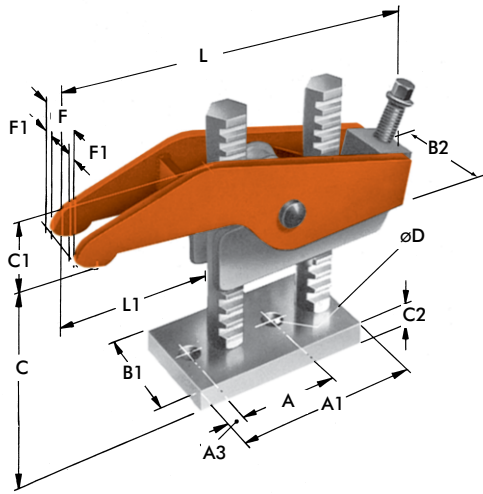
If the T402 is reversed on its base, the measurement of the throat depth will change.

	T400-..	T402-..
a	[0.55] 14	[1.73] 44
b	[1.30] 33	[2.68] 68

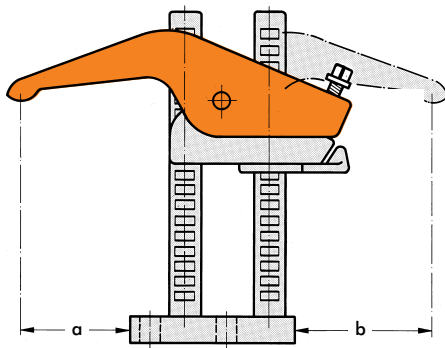
Model	A	A1	A3	B1	B2	C		C1	C2	ØD	F	L	Consisting of		Clamping Srew Size Ø	
						min	max						1x	1x		
T400-4						[1.00] 25	[4.00] 100							400-4-1	12mm	
T400-6	[2.12] 54	[3.78] 96,2	[0.41] 10,5	[2.00] 51	[2.00] 51	[1.00] 25	[6.00] 150	[1.09] 28	[0.63] 16	[0.53] 13,5	[1.02] 26	[6.30] 160	400-2	400-6-1		
T400-8						[2.50] 62	[8.00] 200							400-8-1		
T402-6						0	[6.00] 150								402-6-1	20mm
T402-12	[2.81] 71	[5.51] 140	[0.59] 15	[3.00] 76	[3.11] 79	0	[1200] 300	[1.77] 45	[0.75] 19	[0.66] 16,3	[1.50] 38	[9.65] 245	402-2	402-12-1		
T402-18						[6.00] 150	[18.00] 450							402-18-1		
① T402-24						[12.00] 300	[24.00] 600							402-24-1		

① Available upon request

T-Slot Style Standard Clamp Dimensions



Model T600-..  
T602-..























If the T602 is reversed on its base, the measurement of the throat depth will change.

	T600-..	T602-..
a	[2.24] 57	[3.90] 99
b	[2.87] 73	[4.84] 123

Model	A	A1	A3	B1	B2	C		C1	C2	ØD	F	F1	L	L1	Consisting of		Clamping Srew Size Ø	
						min	max								1x	1x		
T600-4						[0.47] 12	[4.00] 100									600-4-1	12mm	
T600-6	[2.12] 54	[3.78] 96,2	[0.41] 10,5	[2.00] 51	[1.97] 50	[0.47] 12	[6.00] 150	[1.50] 38	[0.63] 16	[0.53] 13,5	[1.97] 50	[0.41] 10,5	[7.88] 200	[3.35] 85	600-2	600-6-1		
T600-8						[1.97] 50	[8.00] 200									600-8-1		
T602-6						0	[6.00] 150										402-6-1	20mm
T602-12	[2.81] 71	[5.51] 140	[0.59] 15	[3.11] 79	[3.11] 79	0	[1200] 300	[3.19] 81	[0.75] 19	[0.66] 16,3	[1.50] 38	-	[12.40] 315	[5.31] 135	602-2	402-12-1		
① T602-18						[6.00] 150	[18.00] 450									402-18-1		

① Available upon request

DE-STA-CO Pneumatic Clamps use air-actuated cylinders to operate the clamping action. They are ideal for quick and repetitive production operations, and yet are portable and economical to use on short run jobs with temporary fixturing

Series	Section. Page	Max. Holding Capacity N[lbf.]							Max. Exerting Force at 5bar[72PSI] N[lbf.]						
		0 to 1000 [0 to 225]	1000 to 2000 [225 to 450]	2000 to 3000 [450 to 675]	3000 to 5000 [675 to 1125]	5000 to 7000 [1125 to 1575]	7000 to 10000 [1575 to 2250]	10000 + [2250+]	0 to 1000 [0 to 225]	1000 to 2000 [225 to 450]	2000 to 3000 [450 to 675]	3000 to 4000 [675 to 900]	4000 to 5000 [900 to 1125]	5000 to 6000 [1125 to 1350]	6000 to 8000 [1350 to 1800]
	812	10.3	■						■						
	802	10.5	■							■					
	807	10.7			■						■				
	810	10.9				■						■			
	846	10.11				■							■		
	847	10.15												■	
	8007	10.13				■						■			
	858	10.17							■						■
	8021	10.19		■						■					
	8071	10.19		■							■				
	8101	10.19				■					■				
	817	10.21		■							■				
	827	10.21				■						■			
	868	10.23							■						■
	803	10.25			■						■				
	8031	10.26						■				■			
	830	10.28							■			■			
	850	10.29							■					■	
	800	10.30								■					
	1200	10.30								■					