

Series 2017 Product Overview

Features:

- Increased handle clearance reduces pinch points
- Common mounting hole pattern to Model 217
- Fixed handle pivot provides smooth action
- Over 2½ times the holding capacity Model 217

Applications:

- Checking fixtures
- Assembly & test
- Light machining
- Woodworking
- Closures

Also Available:

See page 8.1 for accessories

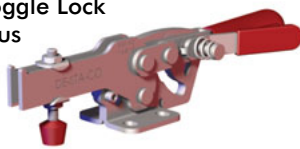
Accommodates M6 or ¼" spindle accessory

Covered under one year or more U.S./International Patents

2017-U
Flanged Base
U-Bar



2017-UR
Flanged Base, U-Bar
with DE-STA-CO®
Toggle Lock
Plus



2017-UB
Straight Base
U-Bar



2017-UBR
Straight Base, U-Bar
with DE-STA-CO®
Toggle Lock
Plus

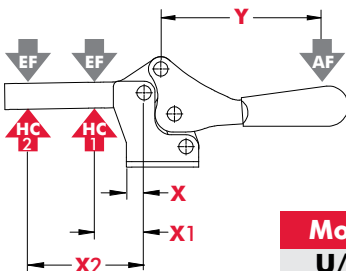


Note:
Clamps shown with included accessories.

Series 2017 Technical Information

Model	Max. Holding Capacity	Clamp Bar Opening (+10°)	Handle Opening (+10°)	Weight	Accessories (Supplied)	
					Spindle Assembly	Flanged Washers
2017-U	2500 N [560 lbf]	73°	69°	0,44kg [0.97lb]	215208-M	215105
2017-UR						
2017-UB						
2017-UBR						

Series 2017 Holding Capacities

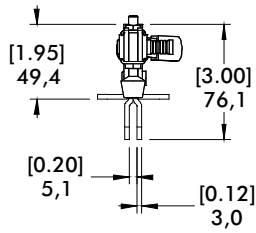
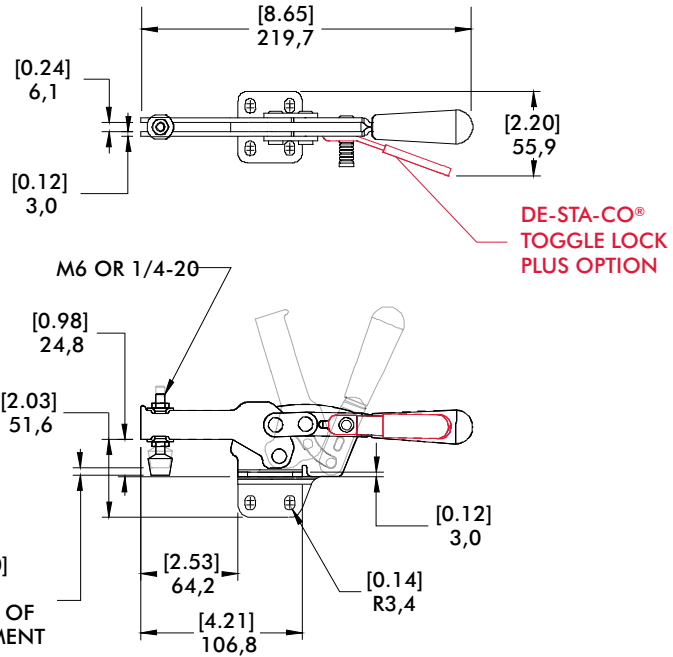


Model	X	X1	X2	Y	‡HC1	‡HC2	‡EF(X1):AF	‡EF(X2):AF
U/UR	[1.08]	[1.65]	[3.15]	[2.54]	[560lbf.]	[245lbf.]	5:1	2.5:1
UB/UBR	27,4	42	80	64,5	2500N	1090N		

Dimensions shown "mm [inch]" ‡ HC = Holding Capacity, EF = Exerting Force, AF = Applied Force
Refer to page 20.4 for additional information.

Series 2017 Standard Clamp Dimensions
-U/-UR/-UB/-UBR

2017-U
Flanged Base
U-Bar



2017-UBR
Straight Base, U-Bar
with DE-STA-CO®
Toggle Lock
Plus

